Biotinylated Human LILRB4/CD85k/ILT3 Protein

Cat. No. LIL-HM4B4B

Description

Source	Recombinant Biotinylated Human LILRB4/CD85k/ILT3 Protein is expressed from HEK293 with His tag and Avi tag at the C-Terminus.
	It contains Gln22-His257.
Accession	AAH26309
Molecular Weight	The protein has a predicted MW of 28.6 kDa. Due to glycosylation, the protein migrates to 38-42 kDa based on Bis-Tris PAGE result.
Endotoxin	Less than 1EU per μg by the LAL method.
Purity	> 95% as determined by Bis-Tris PAGE
	> 95% as determined by HPLC

Formulation and Storage

Formulation	Lyophilized from 0.22μm filtered solution in PBS (pH 7.4). Normally 8% trehalose is added as protectant before lyophilization.
Reconstitution	Centrifuge the tube before opening. Reconstituting to a concentration more than 100 μg/ml is recommended. Dissolve the lyophilized protein in distilled water.
Storage	-20 to -80°C for 12 months as supplied from date of receipt. -80°C for 3 months after reconstitution. Recommend to aliquot the protein into smaller quantities for optimal storage. Please minimize freeze-thaw cycles.

Background

LILRB4,also known as CD85k and LIR-5, ILT3, is an approximately 60 kDa transmembrane glycoprotein that negatively regulates immune cell activation. Mature human ILT3 consists of a 238 amino acid (aa) extracellular domain with two Ig-like domains, a 21 aa transmembrane segment, and a 168 aa cytoplasmic domain with 3 immunoreceptor tyrosine-based inhibitory motifs (ITIM).LILRB4 is receptor for class I MHC antigens. Recognizes a broad spectrum of HLA-A, HLA-B, HLA-C and HLA-G alleles.

Assay Data

Bis-Tris PAGE

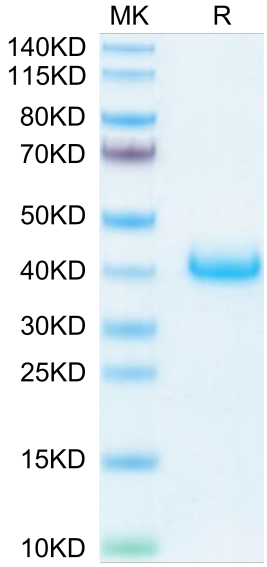

Biotinylated Human LILRB4 on Bis-Tris PAGE under reduced condition. The purity is greater than 95%.

SEC-HPLC

Assay Data

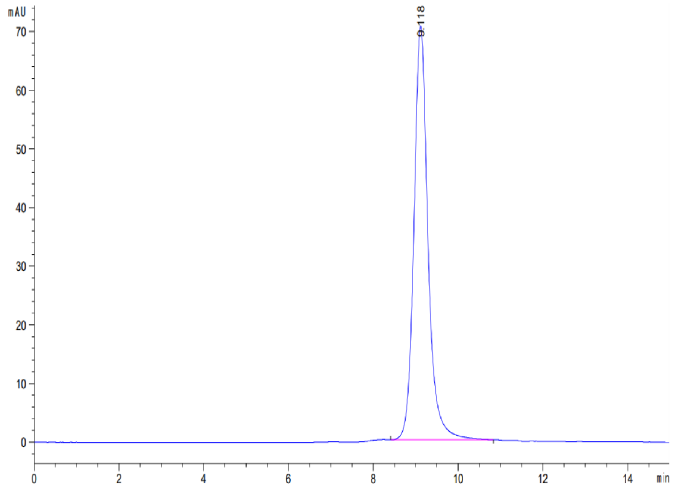

The purity of Biotinylated Human LILRB4 is greater than 95% as determined by SEC-HPLC.

ELISA Data

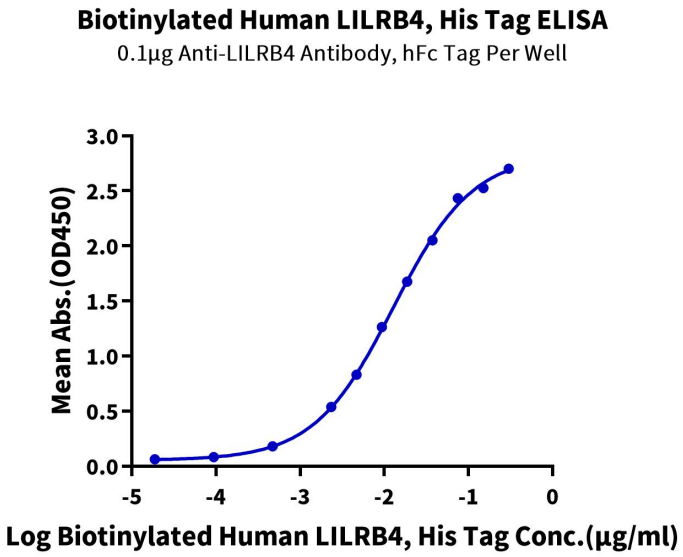

Immobilized Anti-LILRB4 Antibody, hFc Tag at 1μg/ml (100μl/well) on the plate. Dose response curve for Biotinylated Human LILRB4, His Tag with the EC50 of 12.8ng/ml determined by ELISA.